

THE ECONOMIC IMPACT OF UK RAIL IN 2023

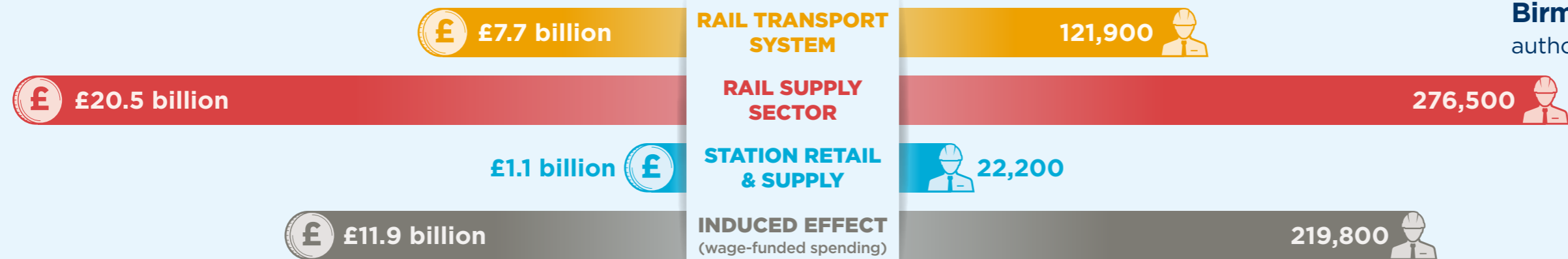


£41.2 billion
Total of all UK rail-related GVA



640,400 jobs
Total number of UK rail-related jobs

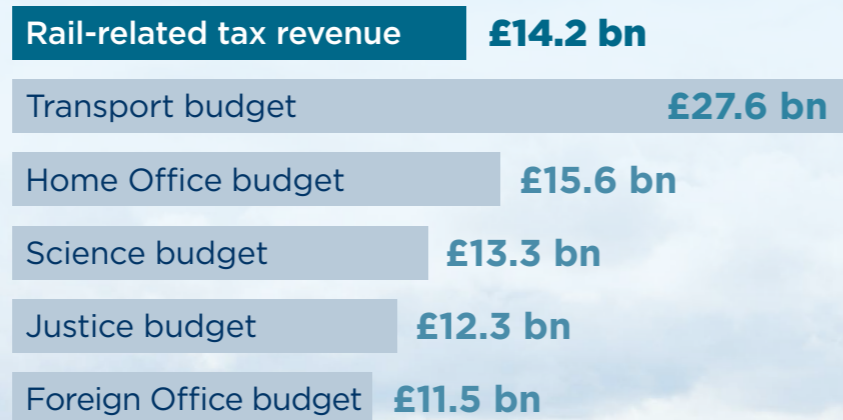
The total number of jobs supported was **greater than** the total employed workforce across the **Birmingham** local authority area.



Note: Employment figures are rounded to the nearest 100.

£14.2 billion
Total of all UK rail-related tax revenues

Sufficient to **fund more than half of the UK Government's entire transport budget**, and **similar** to the budgets of key departments including the **Home Office, Science, Justice, and the Foreign Office.**



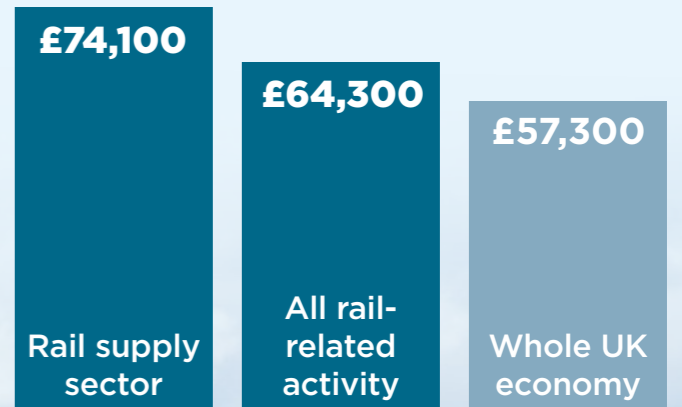
Source: Oxford Economics; HM Treasury
Note: Government department budgets are for 2023-24.

£74,100

Labour productivity (GVA per job) across the rail supply sector

That was **29% higher than the UK average.**

Productivity across all rail-related work was 12% higher than the average.



Source: Oxford Economics; ONS

For every 1,000 people employed in the rail network, a further 4,300 jobs were supported across the UK economy.

